

EVANS VALLEY FIRE DISTRICT #6
(JACKSON COUNTY)
OREGON

2026/2027 Annual Budget
(Adopted)



To Be Adopted
By the Governing Body of
Evans Valley Fire District #6
(Jackson County)
Board of Directors Meeting
June 18, 2026

EVANS VALLEY FIRE DISTRICT #6
(JACKSON COUNTY)
OREGON

2026/2027 Annual Budget

Budget Committee Members

Kathryn Henning

Board of Directors Chair

Tom Davidson

Fire Chief/Budget Officer

Board Members

Cynthia Edwards
Jesse Meinerts
Edward John
Heather Friend

Citizen Members

Anthony Miller (2027-2029)
Roxane Bolen (2026-2028)
Mark Johnson (2026-2028)
Paul Friesen (2027-2029)
Katharine Sievers (2026-2028)

District Staff

Deputy Chief Tom McGowan
Rebecca Prettyman

EVANS VALLEY FIRE DISTRICT #6
(JACKSON COUNTY)
OREGON

2026/2027 Annual Budget

Budget Calendar

- | | |
|---|---------------------|
| 1. Appoint budget officer | January 8, 2026 |
| 2. Proposed budget preparation | February/March 2026 |
| 3. Publish notice of the budget committee meeting
In the Newspaper (5 to 30 days before the meeting) | April 2, 2026 |
| 4. Publish notice of the budget committee meeting
On www.evfire.org (At least ten days before the meeting) | April 2, 2026 |
| 5. Budget committee meeting | April 23, 2026 |
| 6. Second budget committee meeting
(If needed) | May 18, 2026 |
| 7. Publish notice of budget hearing
(5 to 30 days before the hearing) | June 4, 2026 |
| 8. Hold budget hearing (Governing Body) | June 18, 2026 |
| 9. Enact resolutions to <ol style="list-style-type: none">a. Adopt budgetb. Make appropriationsc. Impose and categorize taxes | June 18, 2026 |
| 10. Submit tax certification documents
to the assessor by July 15, 2026 | June 23, 2026 |

EVANS VALLEY FIRE DISTRICT #6

(JACKSON COUNTY)

OREGON

2026/2027 Annual Budget

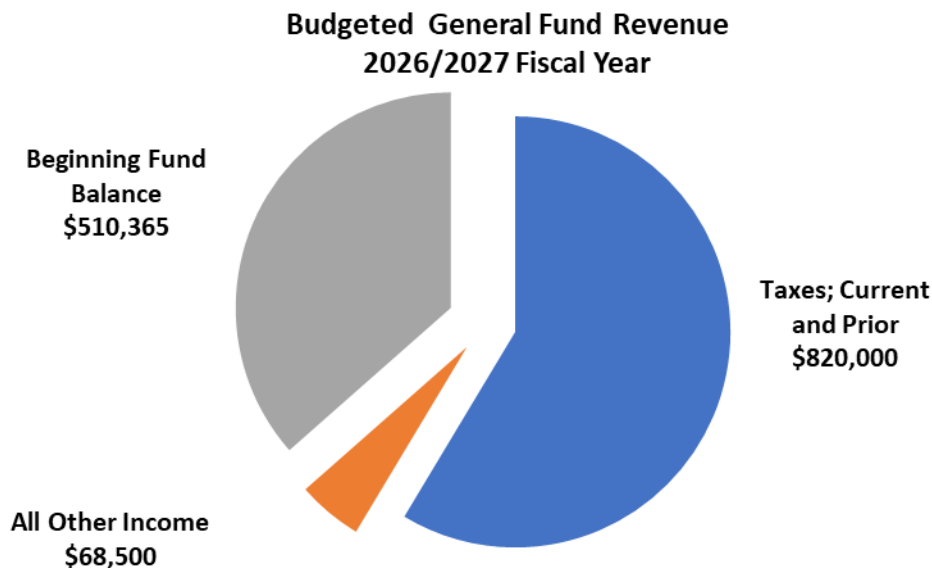
Budget Message

I am pleased to present the proposed 2026/2027 fiscal year budget for Evans Valley Fire District #6 (EVFD). As the budget officer, I have prepared this budget in accordance with the Fire District's Strategic Plan as adopted by the Board of Directors and in compliance with Oregon Budget Law and Fire District Policy. This budget is designed to meet the current needs and anticipate the future requirements of the Fire District based on projected revenues. It does not include any new funds this year. The primary goal of this budget is to be fiscally responsible for the revenues we receive from our district patrons while providing services and programs that align with our strategic plan.

The Fire District operates on the General Fund and the Capital Projects Fund. It has not created or added additional funds for the fiscal year 2026/2027.

General Fund

Revenue Summary



The proposed budget projects the current year's taxes to be collected of \$810,000 based on a 94% collectible rate of \$861,154. Jackson County assessor projects \$861,154 of taxes owed to Evans Valley Fire District #6 for the fiscal year 2026/2027, a 3% increase from last year. Factoring in a 94% collectible rate,

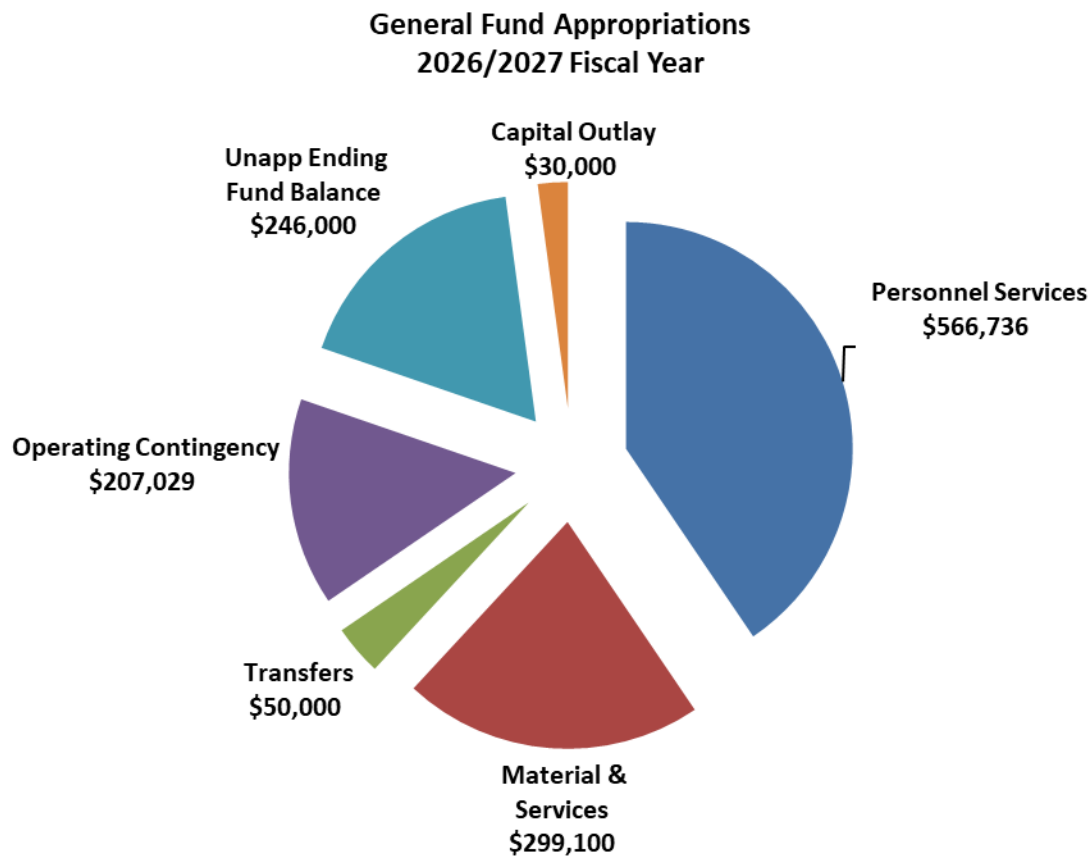
we expect tax revenue to be \$810,000. Current-year taxes are calculated at our permanent tax rate of \$1.2905 per \$1,000 of assessed value and a local option levy of \$1.35 per \$1,000 of assessed value. Prior year taxes are budgeted at \$10,000. All property taxes, current and previous years, account for 59% of the District's operating revenue. The Fire District's total operating revenue comprises the beginning fund balance, property taxes, interest earned, equipment sales, miscellaneous income, and grants. The proposed General Fund revenue is \$1,398,865, a 1.64% decrease from the fiscal year 2025/2026 budget.

Personnel Services

The Fire District is currently staffed by five full-time employees, one part-time office administrator, six student firefighters, and 10 response volunteers. The personnel services budget is \$566,736, representing 64% of operating revenue and 41% of total fund expenses.

Materials and Services

Materials and Services saw a 2% decrease in fiscal year 2026/2027. The total Materials and Services budget is \$299,100, which is 34% of operating revenue and 21% of total fund expenses. Materials and Services include allocations for our ECSO annual contract, First Due, and United Strategies and Consulting.



Interfund Transfers

The 2026/2027 budget allocates a \$50,000 inter-fund transfer to the Capital Project Fund for 4% of total fund expenses.

Capital Outlay Detail

The 2026/2027 budget allocates \$30,000 for capital projects. \$10,000 for two sets of Turn-Outs, \$20,000 for updating our station alerting system. The total allocation for Capital Outlay is \$30,000, which is 2% of total fund expenses.

Operational Contingency

This budget has allocated \$207,029 in contingency, 15% of fund expenses.

Unappropriated Ending Fund Balance

The 2026/202 budget allocates \$246,000 in unappropriated enduring fund Balance (UEFB). This is 30% of the taxes expected to be collected in the current and prior years.

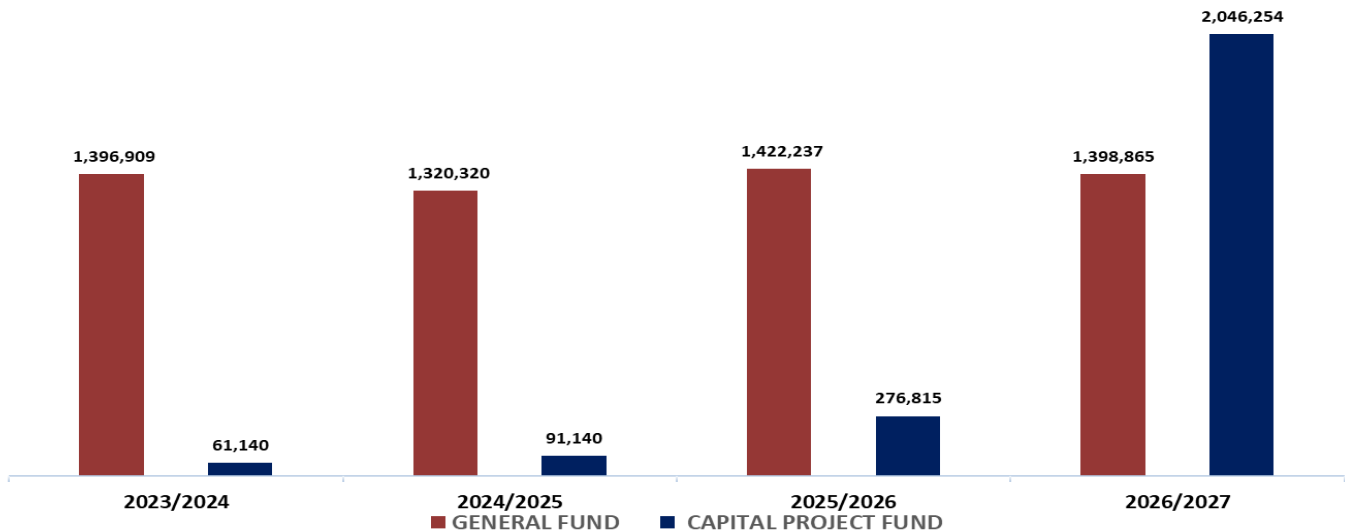
Capital Projects Fund

The Capital Project Fund shows a proposed \$50,000 transfer for the 2026/2027 budget year, giving a balance of \$2,046,254. Within the 2026/2027 budget, we have allocated \$1,791,910 to complete our seismic retrofit of the fire station and \$100,000 for completing Brush 42's upfit. The remaining \$154,344 is reserved for future expenditures

District Funding

The Fire District is funded primarily through property taxation. The District operates on the permanent tax rate of \$1.2905 per \$1,000 of assessed value and a local option levy of \$1.35 of assessed value. These two revenue sources support our current service level; services would have to be reduced without either. In addition, capital projects are generally funded through outside resources such as fundraisers and grants. The District must continue to utilize these funding opportunities to upgrade our facilities and equipment. Unfortunately, grant funds cannot be anticipated and will be added to the budget as they are received.

EVFD#6 Fund Totals



Tom Davidson

Tom Davidson
Fire Chief/Budget Officer

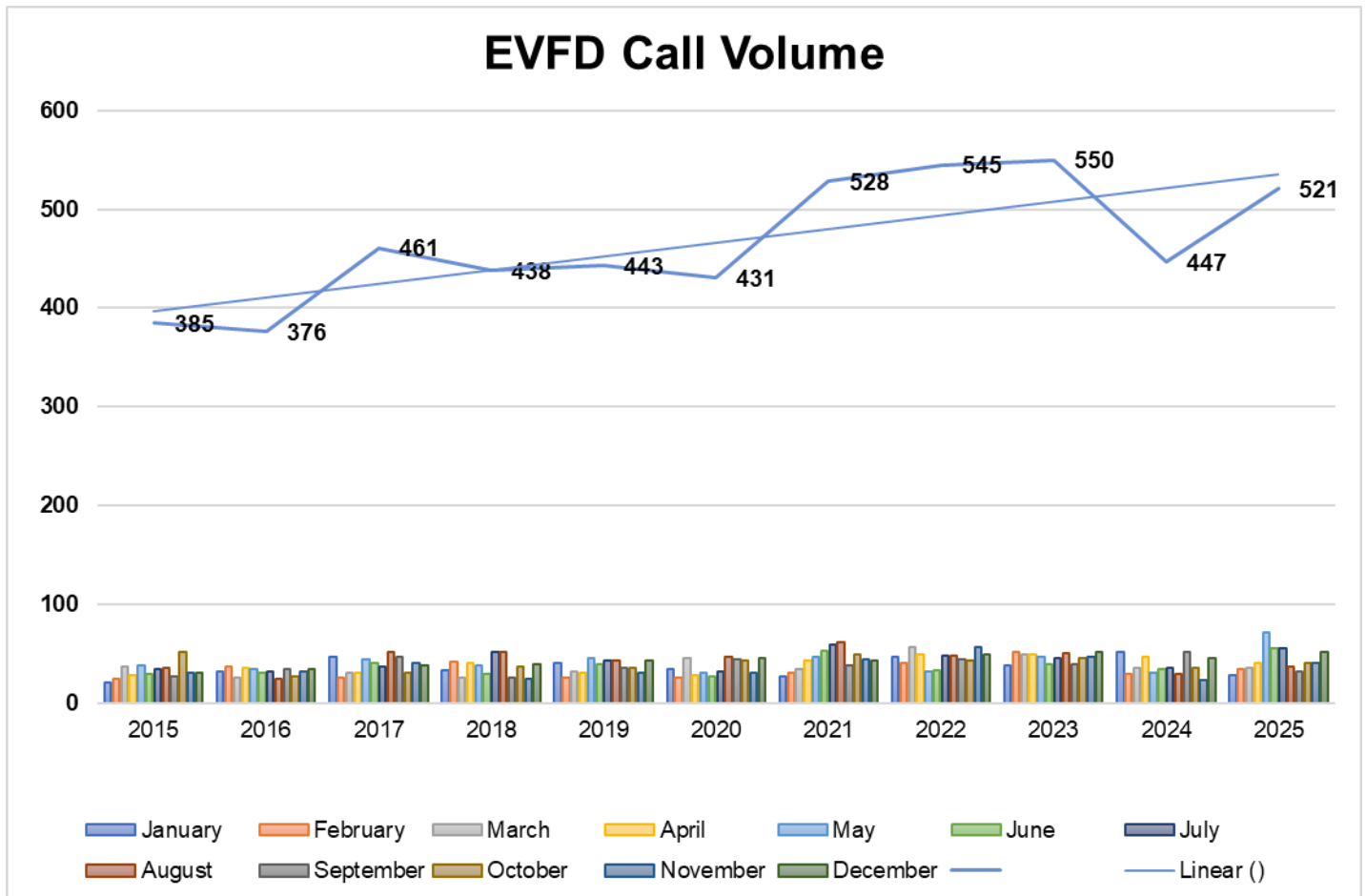
District Overview

Evans Valley Fire District #6 (EVFD) proudly serves the unincorporated community of Wimer, Oregon—located just eight miles off the Interstate 5 corridor in scenic Southern Oregon. Our district covers 25.6 square miles of rugged mountains, valleys, and forests that comprise the Evans Creek watershed, providing emergency services to approximately 4,500 residents.

We are a combination fire district with a paid Fire Chief, Deputy Chief, one part-time office administrator, and three Shift Officers, supported by 16 interior-certified volunteer firefighters. Our volunteers handle a range of responsibilities, from emergency response to administrative duties, enabling us to maintain effective operations with limited staffing.

A cornerstone of our staffing model is the Student Staffing Program, in which students receive college tuition and book assistance in exchange for 10 24-hour shifts each month. This program has significantly reduced our response times and has been honored with the Outstanding Program Award from the Special Districts Association of Oregon.

EVFD is governed by a five-member Board of Directors, all of whom are community members committed to the district’s success.



Call Volume and Area of Response

Over the past decade, EVFD has experienced a steady 4.2% annual increase in call volume. Approximately 60% of our responses are for medical emergencies, with the remainder consisting of structure fires, wildland fires, rescues, and public assistance calls.

We operate from a single, centrally located station and serve the 4,500 residents within our district boundaries. We also provide automatic aid to an additional 10,000 people in nearby areas. Through mutual aid agreements facilitated by the Rogue Valley Fire Chiefs Association, EVFD protects 278,000 residents across 4,440 square miles. We respond to an average of 45 automatic and mutual aid calls each year.

Commitment to Training and Community Service

Our district emphasizes personal and professional development through a robust training program and efficient administrative oversight. Given our membership's average tenure of only 1.5 years, we place strong emphasis on volunteer recruitment, training, retention, and incident operations. This structure enables the Fire Chief to focus on long-term planning, administrative leadership, and incident command.

EVFD's success is built on the dedication of its volunteers, the steadfast support of its community, and consistent, strong leadership.

EVANS VALLEY FIRE DISTRICT #6

2024-2027 Strategic Plan

The Strategic Plan is a dynamic document vital to our Fire District's success. It establishes our organization's goals and creates an assessment tool for measuring successful outcomes.

Our Strategic Plan identified five goals:

1. Enhance Community Resilience

Objective: Increase preparedness and resilience to hazards through education, assessment, and community engagement.

- **Community Risk Reduction**
 - Develop and distribute educational materials on fire, flood, and other hazards specific to our community by July 2025.
 - Conduct a hazard vulnerability assessment to identify and map high-risk areas by June 2026.
 - **Community Education and Engagement**
 - Launch a semi-annual newsletter by October 2024 to keep residents informed.
 - Host annual Open House and Town Hall events starting Fall 2024.
-

2. Strengthen Financial Stability

Objective: Secure and diversify funding to sustain operations, enhance services, and meet the community's evolving needs.

- **Financial Planning**
 - Develop a comprehensive financial plan that assesses operational costs, forecasts future needs, and identifies financial gaps by Spring 2025.
 - Share financial assessments with residents for transparency.
 - **Alternative Revenue Sources**
 - Seek grants and establish partnerships with local businesses.
 - Expand existing fundraisers through community-driven programs.
 - Explore additional revenue from community-based services, like training programs or a Wildland Division, to support the district financially.
-

3. Enhance Training and Professional Development

Objective: Improve firefighter skills, foster professional growth, and establish career paths within the district.

- **Collaborative Training**
 - Work with nearby fire districts and emergency service providers for shared training resources and industry best practices.
- **Career Development**

- Develop clear pathways for promotion across all roles by Winter 2026.
 - Promote personal growth opportunities at all levels, fostering a culture of professionalism, skill development, and pride in work.
-

4. Upgrade Infrastructure and Equipment

Objective: Modernize and maintain district facilities and equipment to ensure reliability and effectiveness in emergency response.

- **Facility Assessment**

- Conduct a thorough assessment of current facilities to identify and determine urgent and long-term improvement needs by Spring 2026.

- **Equipment Replacement Plan**

- Create a phased plan to replace aging equipment based on life cycles to maintain operational readiness by Spring 2025.
-

5. Improve Recruitment and Retention

Objective: Build a strong, motivated team through proactive recruitment strategies and initiatives to retain top talent.

- **Retention Program**

- Implement initiatives to improve retention across all roles, focusing on employee recognition, career development, and work-life balance improvements by Fall 2025.

- **Recruitment Strategy**

- Develop proactive recruitment efforts targeting schools, local training programs, and community events to build a strong talent pipeline by Fall 2025.

Evans Valley Fire District #6
2026/2027 Fiscal Year
Budget Detail by Account

6/12/2026

GENERAL FUND

LB 20 Form

Revenues

2023/2024 Actual	2024/2025 Actual	2025/2026 Budget	Account	Description	2026/2027 Proposed	2026/2027 Approval	2026/2027 Adopted
452,360.00	462,007	769,673	4000	Taxes; Current	810,000	810,000	810,000
9,279.00	9,279	10,000	4002	Taxes; Prior	10,000	10,000	10,000
39,679.00	35,952	40,000	4100	Interest	30,000	30,000	30,000
5,500.00	0	0	4106	Sale of Equipment		0	0
37,000.00	47,544	35,000	4105	Grants; Local, State, Federal	35,000	35,000	35,000
0.00	2,500	2,000	4030	Donations	2,000	2,000	2,000
1,552.00	4,182	1,500	4150	Miscellaneous Income	1,500	1,500	1,500
851,539.00	758,856	564,064	4001	Beginning Fund Balance	510,365	510,365	567,235
1,396,909	1,320,320	1,422,237		Revenue Totals:	1,398,865	1,398,865	1,455,735

2.36% Budget Increase
from Prior FY

LB 30 & 31 Forms

Personnel Services

2023/2024 Actual	2024/2025 Actual	2025/2026 Budget	Account	Description	FTE	2026/2027 Proposed	2026/2027 Approval	2026/2027 Adopted
76,100.00	83,200	85,800	5101	Fire Chief	1	88,400	88,400	88,400
0.00	0	65,000	5102	Operations Chief	1	70,000	70,000	70,000
109,916.00	145,003	165,000	5107	Line Staff Payroll	3	170,500	170,500	170,500
17,252.00	21,525	26,836	5103	FICA/Medicare PR Taxes	0	28,677	28,677	28,677
3,908.00	12,533	15,000	5104	Workers' Comp Ins (SAIF)		21,000	21,000	21,000
28,547.00	31,278	77,422	5105	PERS Retirement		72,529	72,529	72,529
49,240.00	59,220	78,000	5106	Health/Dental Insurance		76,530	76,530	76,530
2,244.00	2,505	3,000	5108	Unemployment Insurance		3,100	3,100	3,100
	250	1,000	5109	Oregon Worker Benefit Fund/ Oregon Paid Leave		1,000	1,000	1,000
39,499.00	51,734	35,000	5110	Part Time Payroll	0	35,000	35,000	35,000
	0	0	5111	Overtime			0	0
326,706	407,248	552,058		Personal Services Totals	5.0	566,736	566,736	566,736

69% of Taxes Current/Prior
64% of operating revenue
3% Budget Increase from Prior Yr

Evans Valley Fire District #6
2026/2027 Fiscal Year
Budget Detail by Account

6/12/2026

Material & Services

2023/2024 Actual	2024/2025 Actual	2025/2026 Budget	Account	Description	2026/2027 Proposed	2026/2027 Approval	2026/2027 Adopted
8,261.00	6,716	12,000	5201	Fuel	12,000	12,000	12,000
30,669.00	27,900	24,000	5203	Vehicle Repair & Maint.	24,000	24,000	24,000
8,312.00	8,006	8,000	5204	Building Repair & Maint.	8,000	8,000	8,000
300.00	200	0	5205	Radios, Pagers, Repair & Maint.	-	-	-
2,208.00	1,854	3,500	5206	Station Supplies	3,000	3,000	3,000
1,308.00	1,118	1,500	5207	Tools; Apparatus & Station	1,500	1,500	1,500
9,389.00	11,518	13,000	5208	Training	10,000	10,000	10,000
3,263.00	2,143	3,000	5209	Office Supplies	3,000	3,000	3,000
26,013.00	27,725	75,000	5210	Service Contracts (ECSO, First Due, etc)	56,000	56,000	56,000
423.00	805	2,000	5211	Firefighter Misc. Supplies	2,000	2,000	2,000
2,174.00	283	2,000	5212	Fire Prevent. & Public Ed.	2,500	2,500	2,500
18,887.00	22,006	23,000	5215	Insurance	23,000	23,000	23,000
2,467.00	630	3,500	5216	Election/Legal	3,500	3,500	3,500
10,680.00	7,602	7,000	5217	Accounting	7,000	7,000	7,000
11,200.00	12,600	13,500	5218	Audit	15,500	15,500	15,500
5,347.00	7,199	6,000	5219	EMS Supplies & Fees	5,000	5,000	5,000
3,728.00	3,787	3,500	5220	Health & Safety	3,500	3,500	3,500
1,704.00	2,054	4,000	5221	SCBA Repair & Maintenance	3,000	3,000	3,000
5,261.00	4,217	10,000	5222	Volunteer Retention & Recruitment	16,000	16,000	16,000
2,725.00	2,866	2,600	5223	Membership Dues	2,600	2,600	2,600
1,037.00	7,076	5,000	5224	Information Technologies	10,000	10,000	10,000
80.00	17	2,000	5225	Furnishings	2,000	2,000	2,000
2,580.00	200	0	5226	Reimbursements	-	-	-
34,589.00	50,431	53,100	5227	Student Program	56,500	56,500	56,500
6,326.00	4,299	7,000	5229	Uniforms/Attire	7,000	7,000	7,000
16,429.00	19,145	19,000	5231	Utilities	19,000	19,000	19,000
1,744.00	1,948	3,000	5232	Professional Development	3,000	3,000	3,000
0.00	0	500	5233	Grant Writing	500	500	500
217,104	234,345	306,700	Materials & Services Totals		299,100	299,100	299,100

34% of Operating Revenue
-2% Budget Increase from Prior Yr
36% of Taxes Current/Prior

Evans Valley Fire District #6
2026/2027 Fiscal Year
Budget Detail by Account

6/12/2026

Transfers

2023/2024 Actual	2024/2025 Actual	2025/2026 Budget	Account	Description	2026/2027 Proposed	2026/2027 Approval	2026/2027 Adopted
40,000.00	30,000.00	200,000	6310	Transfer to Capital Projects Fund	50,000	50,000	50,000

Operating Contingency

2023/2024 Actual	2024/2025 Actual	2025/2026 Budget	Account	Description	2026/2027 Proposed	2026/2027 Approval	2026/2027 Adopted
0.00	0.00	59,577	5401	Operating Contingency	207,029	207,029	263,899
32% of property taxes							

Capital Outlay

2023/2024 Actual	2024/2025 Actual	2025/2026 Budget	Account	Description	2026/2027 Proposed	2026/2027 Approval	2026/2027 Adopted
54,243	22,391	70,000	5301	Department Equipment	30,000	30,000	30,000
0	0	0	5303	Pagers & Portable Radios	0	0	0
0	0	0	5306	Turn-Outs & Brush Gear	0	0	0
0	0	0	5307	Apparatus & Equipment	0	0	0
0	0	0	5309	Hoses, Nozzles & Appliances	0	0	0
54,243	22,391	70,000			30,000	30,000	30,000

Debt Service

2023/2024 Actual	2024/2025 Actual	2025/2026 Budget	Account	Description	2026/2027 Proposed	2026/2027 Approval	2026/2027 Adopted
0.00	0.00	0		Debt Service Principal	0	0	0
0.00	0.00	0		Debt Service Interest	0	0	0
0.00	0.00	0		Debt Service Totals	0	0	0

Unapp Ending Fund Balance

2023/2024 Actual	2024/2025 Actual	2025/2026 Budget	Account	Description	2026/2027 Proposed	2026/2027 Approval	2026/2027 Adopted
758,856	626,336	233,902		Unapp Ending Fund Balance	246,000	246,000	246,000
30% of property taxes							

Expenditures Totals

1,396,909	1,320,320	1,422,237		Expenditure Totals	1,398,865	1,398,865	1,455,735
------------------	------------------	------------------	--	---------------------------	------------------	------------------	------------------

Revenue Totals

1,396,909	1,320,320	1,422,237		Revenue Totals	1,398,865	1,398,865	1,455,735
------------------	------------------	------------------	--	-----------------------	------------------	------------------	------------------

Difference between Revenue & Expenditures

-	-	0			0	0	0
---	---	---	--	--	---	---	---

Evans Valley Fire District #6
2026/2027 Fiscal Year
Budget Detail by Account

6/12/2026

CAPITAL PROJECT FUND

LB 11 Form

Revenues

2023/2024 Actual	2024/2025 Actual	2025/2026 Budget	Account	Description	2026/2027 Proposed	2026/2027 Approval	2026/2027 Adopted
40,000.00	30,000.00	200,000	5702	Transfer from General Fund	50,000	50,000	50,000
0.00	0.00	0	5705	Other/Flex Lease/Grants	0	0	0
21,140.00	61,140.00	76,815	5701	Beginning Fund Balance	1,996,254	1,996,254	1,992,728
61,140	91,140	276,815		Capital Fund Revenue Total	2,046,254	2,046,254	2,042,728

Expenditures

2023/2024 Actual	2024/2025 Actual	2025/2026 Budget	Account	Description	2026/2027 Proposed	2026/2027 Approval	2026/2027 Adopted
0.00	0.00	100,000	5908	C/O; Buildings/Land	1,791,910	1,791,910	1,791,910
0	14,325.00	0	5907	C/O; Apparatus and Vehicles	100,000	100,000	100,000
			6001	Contingency	0	0	0
61,140.00	76,815	176,815		Reserve for Future/Ending Fund Balance	154,344	154,344	150,818
61,140	91,140	276,815		Capital Fund Expenditure Totals	2,046,254	2,046,254	2,042,728

Difference between Revenue & Expenditures (CF)

-	-	-			0	0	0
---	---	---	--	--	---	---	---

2023/2024	2024/2025	2025/2026		2026/2027	2026/2027	2026/2027
1,458,049.00	1,411,460.00	1,699,052	Revenues	3,445,119	3,445,119	3,498,463
1,458,049.00	1,411,460.00	1,699,052	Expenditures	3,445,119	3,445,119	3,498,463
0	0	0	Difference	0	0	0

Increase from Prior Year 105.91%